



CRIME SUMMARY

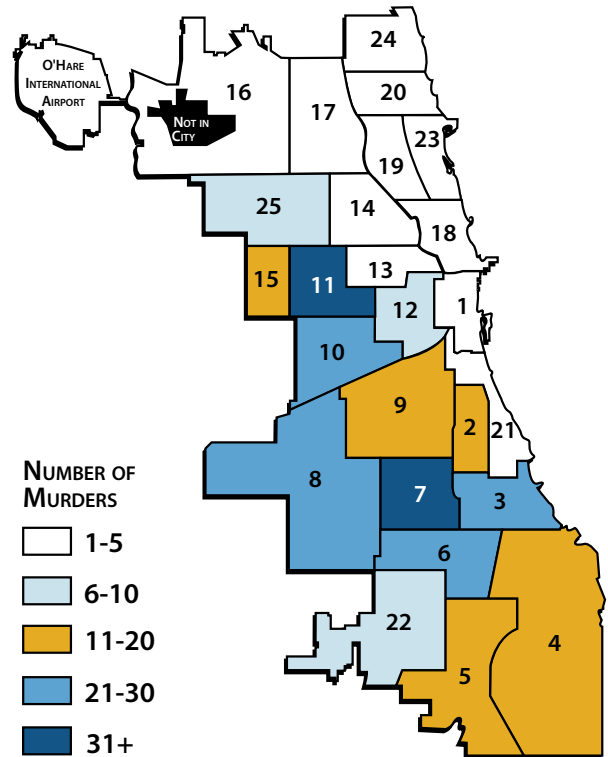
CHICAGO • 2011

• January-September 2011 •

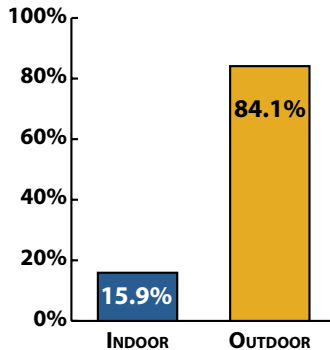
Index Crime

	Jan-Sept 2010	Jan-Sept 2011	% Change
Murder	345	314	-9.0%
Criminal Sexual Assault	1,099	1,098	-0.1%
Robbery	10,371	10,109	-2.5%
Aggravated Assault	4,000	3,628	-9.3%
Aggravated Battery	7,462	6,439	-13.7%
Burglary	19,362	19,503	0.7%
Theft	57,758	54,222	-6.1%
Motor Vehicle Theft	13,603	14,870	9.3%
Arson	391	380	-2.8%
Violent	23,277	21,588	-7.3%
Property	91,114	88,975	-2.3%
TOTAL	114,391	110,563	-3.3%

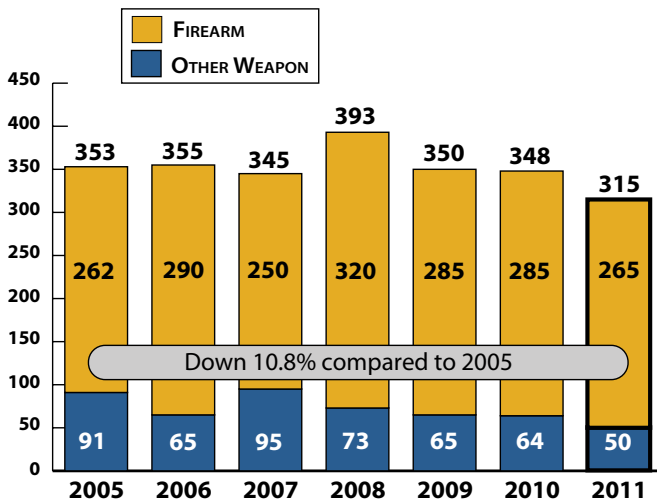
January-September 2011 Murder Totals by District



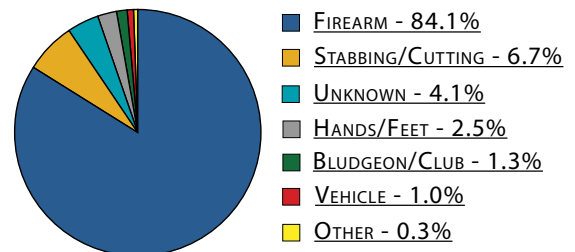
January-September 2011 Murder Location



January-September Murder Totals: 2005-2011



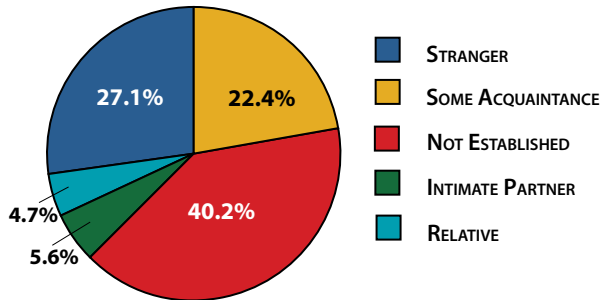
January-September 2011 Murder by Weapon Type



NOTE: EFFECTIVE 2010, A CHANGE TO THE DATA SYSTEM MADE IT POSSIBLE TO RECORD MULTIPLE WEAPON TYPES. THERE WERE THREE 2010 MURDERS AND ONE 2011 MURDER IN WHICH MULTIPLE WEAPON TYPES WERE RECORDED.

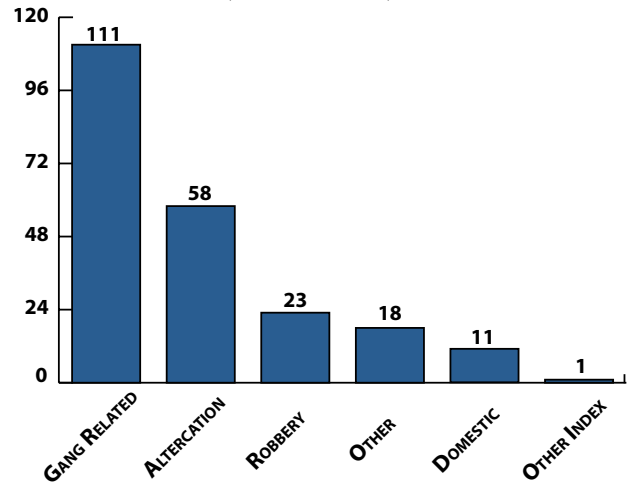
CRIME SUMMARY

January-September 2011
Murder Victim's Relationship to Offender*



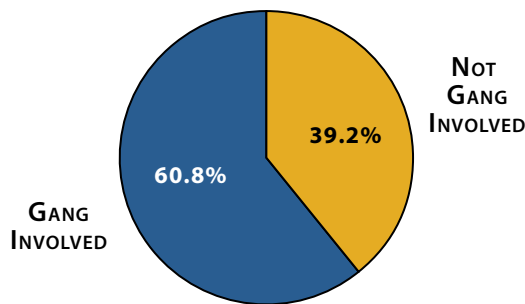
* Cleared murders only.

January-September 2011
Murder Totals by Motive*
(where determined)



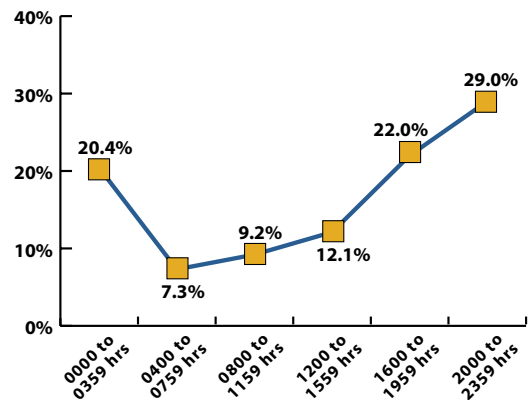
* 92 murders had undetermined motives.

January-September 2011
Murder was Gang-Involved*

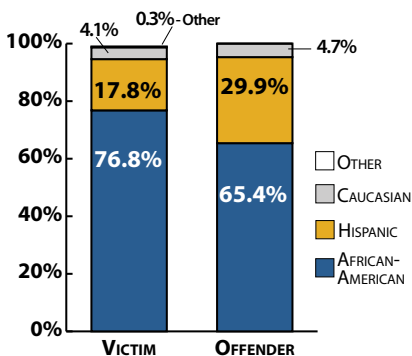


* Defined as either involving a victim or offender with known gang association or the incident was gang related.

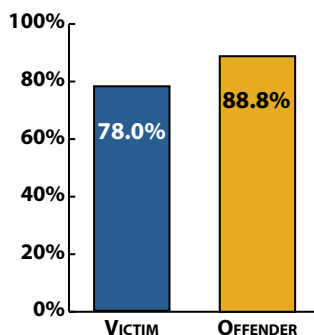
January-September 2011
Time of Murder Injury



January-September 2011
Murder Victim and Offender
Race



January-September 2011
Murder Victim and Offender
Prior CPD Record



January-September 2011
Age of Murder Victim

